



**KHSAA TITLE IX
ANNUAL REPORT SUBMISSION
STATUS REPORT
2007-2008**

KHSAA
Form T65
Revised 3/08

TO: KHSAA Member School Superintendents, Principals, and Athletic Directors

FROM: Brigid L. DeVries, Commissioner
Larry Boucher, Assistant Commissioner

Date: 4/29/2008

School	Danville High School	Reviewed by	Jenny McCarty
--------	----------------------	-------------	---------------

The following is a status report regarding the required 2007 - 2008 Title IX Annual Report submission of forms due into the KHSAA office by April 15, 2008. Appropriate KHSAA Audit Team personnel have reviewed these forms and the following is a summary of this review.

I. Checklist of Forms properly submitted in a satisfactory manner:

<input checked="" type="checkbox"/>	GE 19 (Annual Verification)	<input checked="" type="checkbox"/>	T-35 (Budget Expenses)
<input checked="" type="checkbox"/>	T-1 (Summary Program Chart 1)	<input checked="" type="checkbox"/>	T-36 (Budget Expenses)
<input checked="" type="checkbox"/>	T-2 (Summary Program Chart 2)	<input checked="" type="checkbox"/>	T-41 (Checklist – Overall Interscholastic Program)
<input checked="" type="checkbox"/>	T-3 (Summary Program Chart 3)	<input checked="" type="checkbox"/>	T-60 (Corrective Action Plan)
<input checked="" type="checkbox"/>	T-4 (Summary Program Chart 4)	<input checked="" type="checkbox"/>	T-63 (Interscholastic Survey Results)

II. Status

A	<input checked="" type="checkbox"/>	2007 – 2008 Forms are satisfactory and no further information or action is necessary at this time.
B		Errors have been noted with respect to the following forms:
C		The following forms were omitted and must be submitted by school representatives:
D		According to the 2007-2008 data, the school appears to be meeting the standards established in: <input type="checkbox"/> Test 1 (Athletic participation is proportionate to enrollment) <input type="checkbox"/> Test 2 (History and continuing practice of program expansion) <input checked="" type="checkbox"/> Test 3 (Full and effective accommodation of interests and abilities)
E		Other Recommendation and Comments: <ul style="list-style-type: none"> Your Gender Equity Committee needs to closely monitor spending for athletics. This past year you spent approximately \$513 per male participant and \$342 per female participant. As a guide the KHSAA allows for a difference of \$100 per athlete in schools that offer football. Your spending was okay for the prior year. If there are circumstances which would cause a large disparity in spending, those can be documented and explained with your annual report. Your corrective action plan is well done and meets the needs of your school. Thanks for all your hard work.



**KENTUCKY HIGH SCHOOL ATHLETIC ASSOCIATION
2007-2008 ANNUAL VERIFICATION OF TITLE IX PROCEDURES**

*KHSAA Form GE19
Rev. 12/07*

(To be submitted by April 15, 2008 along with other required forms)

The Danville High School, Danville, Kentucky
(Name of High School) (City)

certifies to the Kentucky High School Athletic Association that the following is an accurate and true representation of the facts surrounding compliance with 20 U.S.C. Sections 1681-1688, et. Seq. (also known as Title IX)

I certify the following provisions in accordance with records at the school contained in the permanent Title IX file, at least one copy of which must be maintained in the Principal's office, and to the best of my knowledge have completed the following tasks.

Established a gender equity committee at the high school. (list committee personnel and provide attachment if necessary)

Name	Address	Phone	Title
(Supt., Principal, Student, Parent, Coach, Etc.)			

See the attached Gender Equity Committee Roster			

Scheduled a minimum of three meetings during the 2007-2008 school year on the following dates:

The Gender Equity Committee met on 8/22/2007, 10/29/2007, 1/16/2008, and 3/26/2008.

Designated the following person(s) as the Title IX coordinator for the school:

Name	Title	Address	Phone
Christel Belcher	District SED Facilitator	Danville Schools	859.936.8547

Designated the following person(s) as the Title IX coordinator for the district:

Name	Title	Address	Phone
David R. Davis	Dir. of Admin. Services	Danville Schools	859.936.8503

School personnel are continuing to make periodic reviews of the boys' and girls' athletics program reflected in the Corrective Action Plan.

In addition to the above information, the above referenced school maintains a complete permanent file relative to Title IX records including copies of the self-assessment audit, all corrective action plans, and other related materials.

Wm. Smith
Principal's Signature

April 10 2008
Date

Robert E. Rowland
Superintendent Signature

Jean K. Crowley
School Board Chairpersons' Signature

(Send original copy to KHSAA - Maintain duplicate in Title IX school folder)

DANVILLE SCHOOLS
"Anchored in Excellence"

DANVILLE HIGH SCHOOL

GENDER EQUITY COMMITTEE
2007-2008 SCHOOL YEAR

<u>NAME</u>	<u>ROLE</u>	<u>ADDRESS (Danville, KY 40422)</u>	<u>PHONE #</u>
Christel Belcher, Chair	District Special Education Facilitator	460 Stanford Ave.	859.238.1305
Sam Harp	Athletic Director, DHS	203 E. Lexington Ave.	859.238.1327
Jerry Perry	Coach, DHS Girls Softball/Asst. Coach, DHS Football	203 E. Lexington Ave.	859.238.1308
Judie Mason	Coach, DHS Girls Basketball	203 E. Lexington Ave.	859.238.1308
Jerry Perry	Coach, DHS Girls Softball	203 E. Lexington Ave.	859.238.1308
Bridgette Milby	Parent, DHS	614 E. Main St.	859.238.9701-H
Becky Fuqua	Parent, Bate Middle School	209 N. Maple Ave.	859.238.1319
Lencia Mountjoy	Parent, BMS/DHS	700 East Dr.	859.239.0223-H
Byron Hempel	Student, DHS	203 E. Lexington Ave.	859.238.1308
Brooke Lange	Student, DHS	203 E. Lexington Ave.	859.238.1308
David R. Davis	District Title IX Coordinator	152 E. Martin Luther King Blvd.	859.936.8503
Ed McKinney, Ex-Officio Member	Asst. Principal & G/B Cross-Country Coach	203 E. Lexington Ave.	859.238.1308
Win Smith, Ex-Officio Member	Principal, DHS	203 E. Lexington Ave.	859.936.8402

Purpose of the Gender Equity Committee

The purpose of the Gender Equity Committee is to review athletic and recreational programs on an annual basis and make recommendations to the superintendent and the Danville Board of Education that ensure equity in these programs in compliance with Title IX.

Membership of the Gender Equity Committee

The membership of the Gender Equity Committee shall include at least the following: the District Title IX Coordinator; the high school athletic director; coaches from high school athletic teams or cheerleader squads; and high school parents. The high school principal and the assistant principal shall be ex-officio members of the committee.

Win Smith 4/10/08

2007-2008
ACCOMMODATION OF INTERESTS AND ABILITIES
SUMMARY PROGRAM CHART 1

KHSAA
Form T1
Rev. 12/07

Participation Opportunities Test One


		(Column 1)	(Column 2)	(Column 3)	(Column 4)
	Program	Enrollment	Percentage of Total Enrollment	Number of Interscholastic Participants (double and triple count)	Percentage of Total Participation
Row 1	GIRLS	254	48.3%	193	40.2%
Row 2	BOYS	272	51.7%	287	59.8%
Row 3	Totals	526	100%	480	100%

Instructions:

*Number of 8th grade students & below used in Column 3 and Column 4 calculations if applicable: 56

- 1) Determine the total number of girls enrolled, (place in Row 1, Column 1). Determine the total number of boys enrolled, (place in Row 2, Column 1).
- 2) Add the total number of girls and boys enrolled to determine total enrollment, (place in Row 3, Column 1).
- 3) Calculate the percentage of total enrollment that is female. (Divide Row 1, Column 1 by Row 3, Column 1 and place in Row 1, Column 2.) Calculate the percentage of total enrollment that is male. (Divide Row 2, Column 1 by Row 3, Column 1 and place in Row 2, Column 2.) Note: Row 1, Column 2 plus Row 2, Column 2 should total 100%.
- 4) Ask the head coaches to review the most updated eligibility or squad lists for their teams. Ask coaches to confirm the names of those individuals who are on the team as of the first **date of regular season competition**, and cross out the names of those who were cut from the team or quit the team prior to the first regular season competitive event. Determine the total number of interscholastic athletics participants that are girls, (and place in Row 1, Column 3). In order to determine the total number of athletics participants, an individual should be counted each time he or she participates on a team. For example, if Jane Doe competes on the varsity volleyball team, the junior varsity volleyball team, the junior varsity basketball team, and the varsity softball team, she should be counted as four participants (**do not include club or intramural sports participants, cheerleaders, dance teams, or pom squads**). Calculate the same way for boys and girls. * In addition, should 8th grade students and below play on a Freshman, Junior Varsity, or Varsity team, they should also be counted for each team and sport on which they participate. If applicable, please asterisk the above notation as to how many 8th grade students & below are included in the totals.
Using the same procedure, determine the total number of interscholastic athletic participants that are boys, (and place in Row 2, Column 3). Add Row 1, Column 3 plus Row 2, Column 3 to get total participants and place in Row 3, Column 3.
- 5) Calculate the percentage of female participation. (Row 1, Column 3 divided by Row 3, Column 3 and place in Row 1, Column 4.) Calculate the percentage of male participation. (Row 2, Column 3 divided by Row 3, Column 3 and place in Row 2, Column 4.) Note: Row 1, Column 4 plus Row 2, Column 4 should total 100%.

Note: While being within three percent is not a formal compliance standard; if the percent listed in Row 1, Column 4 is within 3% of Row 1, Column 2, then it provides a good target within which compliance is likely.

Principal's Signature:  Date: April 10, 2008
Copyright 1999, Good Sports, Inc., Title IX and Gender Equity Specialists. All rights reserved.

used 4/25/08
 Trustel Belcher
 HS Title IX Coordinator
 Participation Opportunities Test Two

**2007-2008
 ACCOMMODATION OF INTERESTS AND ABILITIES
 SUMMARY PROGRAM CHART 2**

KHSAA
 Form T2
 Rev. 12/07

			Column 1	Column 2	Column 3	Column 4	Column 5
Program			Number of Teams Currently Offered	Number of Participants	Number of Teams Added Since the beginning of the 2003-2004 School Year	Current Number of Participants for each team added Since the beginning of the 2003-2004 School Year	Percent of Total Participation By Sex Added Since the beginning of the 2003-2004 School Year
GIRLS	Row 1	varsity:	9	118	2 VB/G	14 11 VB/3 G	
	Row 2	j.v.:	4	64	1 VB	14	
	Row 3	frosh:	1	11	0	-----	
	Row 4	total:	14	193	3	28	14.5%
BOYS	Row 5	varsity:	10	* 175 190	0	-----	
	Row 6	j.v.:	4	71	0	-----	
	Row 7	frosh:	2	26	0	-----	
	Row 8	total:	16	* 272 287	0	-----	0

- 1) For Column 1, list the number of interscholastic teams offered for girls and boys at each competitive level (varsity, junior varsity, and freshman). For girls, total each of the entries in Rows 1, 2, and 3 into Row 4. For boys, total Rows 5, 6, and 7 into Row 8.
- 2) For Column 2, list the number of participants at each level. For girls, total each of the entries in Rows 1, 2, and 3 into Row 4. For boys, total Rows 5, 6, and 7 into Row 8. **Note:** The totals in Row 4 for girls and in Row 8 for boys must be the same as the totals in Form T-1, Column 3, Rows 1 and 2 respectively.
- 3) For Column 3, list the number of interscholastic teams that have been added in the last five years at each competitive level. Count each team added during the 5 year period only one time. e.g. Girl's junior varsity soccer was added 3 years ago, count the team only once, not 3 times. For girls, total the entries in Rows 1, 2, and 3 into Row 4. For boys, total Rows 5, 6, and 7 into Row 8.
- 4) For Column 4, list the number of participants that are **currently** on each level of the teams that were added in the last five years. If a team was added previously but no longer exists, there are no current participants to be added for that team. For girls, total the entries in Rows 1, 2, and 3 into Row 4. For boys, total Rows 5, 6, and 7 into Row 8.
- 5) For Column 5, calculate the percentage of participants that have been added in the last five years. For girls, take the number in Column 4, Row 4 and divide by the number in Column 2, Row 4. For boys, take the number in Column 4, Row 8 and divide it by the number in Column 2, Row 8.

Note: If the percentage of current participants added in the last five years is 25% or greater, compliance with Test Two may be possible. If less than 25%, then compliance with Test Three should be analyzed. **CAUTION:** 25% is not a formal compliance standard.

Principal's Signature:  Date: April 10, 2008

2007-2008
ACCOMMODATION OF INTERESTS AND ABILITIES
SUMMARY PROGRAM CHART 3

KHSAA
 Form T3
 Rev. 12/07

Participation Opportunities Test Three

FOR ANY QUESTION ANSWERED "YES" IDENTIFY THE RESPECTIVE SPORT(S).

	GIRLS (Yes / No)		BOYS (Yes / No)
1. For a sport <u>not</u> currently offered in your interscholastic athletics program, is there sufficient interest to form a viable interscholastic team based on participation on an intramural team.	NO		NO
2 For a sport <u>not</u> currently offered, is there sufficient interest, based on the responses to your most recent Student Interest Survey, to form a viable interscholastic team for a sport not currently offered. If yes, what sport?	NO		NO
3. For a sport currently offered at the junior varsity or freshman level is there sufficient interest, based on your most recent Student Interest Survey, to form a varsity team not currently offered?	NO		NO
4. For a sport currently offered at the varsity level only, is there sufficient interest, based on your most recent Student Interest Survey, to form a viable team for a junior varsity or freshman team that is not currently offered?	NO		NO
5. If you answered YES to question (1), (2), (3), or (4), are there enough high schools in the geographic area offering the sport (at the appropriate level) to allow for the development of a reasonable schedule of competition?			

Plans to Address Interest:

Principal's Signature :  Date: April 10, 2008

Revised
4/25/08

Mustel Belcher
HS Title IX School
ordinator


KHSAA
Form T4
Rev.12/07

**2007-2008
ACCOMODATION OF INTERESTS AND ABILITIES
SUMMARY PROGRAM CHART 4**

Levels of Competition Test One

		Column 1	Column 2	Column 3
Girls	Team Levels	Number of Teams Currently Offered	Number of Participants	Percentage of Participants at Each Level
Row 1	varsity:	9	118	61%
Row 2	j.v.:	4	64	33%
Row 3	frosh:	1	11	6%
Row 4	total:		193	100%
Boys				
Row 5	varsity:	10	* 175 190	* 64% 68%
Row 6	j.v.:	4	71	* 26% 25%
Row 7	frosh:	2	26	* 10% 9%
Row 8	total:		* 272 287	100%


- 1) Column 1, list the number of interscholastic teams offered for girls and boys at each competitive level; varsity, junior varsity, and freshman. (Refer to Form T-2, Accommodation of Interests and Abilities, Summary Program Chart 2, Column 1.)
- 2) For Column 2, list the number of participants at each level. For girls, total the entries in Rows 1, 2, and 3 into Row 4. For boys, total the entries in Rows 5, 6, and 7 into Row 8. (Refer to Form T-2, Accommodation of Interests and Abilities, Summary Program Chart 2, Column 2.)
- 3) For Column 3, calculate the percentage of female and male participants at each level.
For girls' varsity, junior varsity, and frosh, respectively:
 - Divide Column 2, Row 1 by Column 2, Row 4, and place the percentage in Column 3, Row 1
 - Divide Column 2, Row 2 by Column 2, Row 4, and place the percentage in Column 3, Row 2.
 - Divide Column 2, Row 3 by Column 2, Row 4, and place the percentage in Column 3, Row 3.
 For boys' varsity, junior varsity, and frosh, respectively:
 - Divide Column 2, Row 5 by Column 2, Row 8, and place the percentage in Column 3, Row 5.
 - Divide Column 2, Row 6 by Column 2, Row 8, and place the percentage in Column 3, Row 6.
 - Divide Column 2, Row 7 by Column 2, Row 8, and place the percentage in Column 3, Row 7.

Principal's Signature:  Date: April 10, 2008

**2007-2008
ACTUAL EXPENDITURES - PROGRAM COMPARISON CHART 1
TO INCLUDE BOOSTER CLUB FUNDING**

	equipment and supplies		travel		awards		coaches' salaries (to include supplemental and extended employment; dollar amount required)		facilities improvements		publications (if sport-specific)	
	Expenditures		Expenditures		Expenditures		Expenditures		Expenditures		Expenditures	
	School	Booster	School	Booster	School	Booster	School	Booster	School	Booster	School	Booster
G basketball	636		1671		302		12590					
B basketball	743		4669		443		13771					
G softball	1129		1244			80	6905					
B baseball		1050	3447			150	8678					
G cross country	66		506		251		2439					
B cross country	66		506		251		2439					
G golf												
B golf	\$4,336		290		70		2326					
G soccer	\$3,644		1817		1102		14337					
B soccer	\$2,667		3920		369		15023					
G swimming			343		48		2863					
B swimming			343		48		2863					

- Total expenditures on T-35 and T-36 on the 2007-2008 year report due by April 15, 2008, should reflect the total monies spent (rounded off to nearest dollar) for the entire school year of 2006-2007 ending June 30, 2007.
- Booster Club Funding/Contributions must be included in the above expenditures total. (Note: It is illegal for coaches to be paid by Booster Clubs - Reference KHSAA Bylaw 27)

Principal's Signature:  Date: April 10, 2008

**2007-2008
ACTUAL EXPENDITURES - PROGRAM COMPARISON CHART 2
TO INCLUDE BOOSTER CLUB FUNDING**

	equipment and supplies		travel		awards		coaches' salaries (to include supplemental and extended employment; dollar amount required)		facilities improvements		publications (if sport-specific)	
	Expenditures		Expenditures		Expenditures		Expenditures		Expenditures		Expenditures	
	School	Booster	School	Booster	School	Booster	School	Booster	School	Booster	School	Booster
G track	965		924		250		4069					
B track	965		924		250		4323					
G tennis	612		277		60		2644					
B tennis	528		263		60		2316					
G volleyball	280		350		75		3588					
B wrestling	815		1024		221		6765					
G (list sport)												
B football	12264		3733		1046		43524					
G (list sport)												
B (list sport)												

1. Total expenditures on T-35 and T-36 on the 2007-2008 year report due by April 15, 2008, should reflect the total monies spent (rounded off to nearest dollar) for the entire school year of 2006-2007 ending June 30, 2007.

2. Booster Club Funding/Contributions must be included in the above expenditures totals.

Indicate percentage of total expenditures for each gender: (If disparities are obvious, list on your Corrective Action Plan (T-60) what action you will take to correct the problem).

Gender	Expenditures	Percentage
Boys	\$ 147489.00	69%
Girls	\$ 66067.00	31%
Total:	\$ 213556.00	100%

Principal's Signature: *John Smith* Date: April 10, 2008

2007-2008 KHSAA TITLE IX ATHLETICS AUDIT
Checklist - Overall Interscholastic Athletics Program

KHSAA
Form T41
Rev. 12/07

DIRECTIONS:

For the Areas of Compliance (Opportunities and Benefits) listed on the left hand side of the page, place a checkmark under the appropriate column identifying whether your school provided an advantage to the Girls' Program, or to the Boys' Program or to Neither Program. A review of T-35 and T-36 spending patterns might be helpful in completing this form.

DANVILLE HIGH SCHOOL Areas of Compliance:	ADVANTAGE TO:		
	GIRLS' PROGRAM	BOYS' PROGRAM	NEITHER PROGRAM
OPPORTUNITIES			
Accommodation of Interest and Abilities			✓
BENEFITS			
Equipment and Supplies			✓
Scheduling of Games and Practice Time			✓
Travel and Per Diem Allowances			✓
Coaching			✓
Locker Rooms, Practice and Competitive Facilities			✓
Medical and Training Facilities and Services			✓
Publicity			✓
Support Services			✓
Athletic Scholarships			✓
Tutoring			✓
Housing and Dining Facilities and Services			✓
Recruitment of Student Athletes			✓

If an advantage is shown, corrective action should be shown on T-60 (Corrective Action Plan).

Principal's Signature:  Date: April 10, 2008

**DANVILLE SCHOOLS - TITLE IX/KHSAA
CORRECTIVE ACTION PLAN SY01 & SY02 - Continued SY03 - SY08**

ITEM FOR CORRECTION	SUGGESTED CHANGE	TIME TABLE	STATUS REPORT - 4/10/2008
1. GIRLS' SOFTBALL FACILITIES	<p>A. Conduct study for improvements of girls' softball field at the city park.</p> <p>B. Determine list of possible improvements through school district/ local government cooperation.</p> <p>C. Implement improvements resulting from study and school/local government cooperation. * Conduct/report results of feasibility study of campus girls' softball field (Superintendent, Danville Board of Education, Director of Facilities, & Athletic Director).</p>	<p>* By December 31, 2000</p> <p>* By June 30, 2001</p> <p>* By April 21, 2008</p> <p>* January 9, 2006</p>	<p>➤ On 11/19/2001, a DRAFT Master Plan for the Athletic Complex was presented to the DBOE, including a site survey and cost estimates for girls softball field and other upgrades.</p> <p>➤ Public report on study results to DBOE - 1-14-02 .</p> <p>➤ The Master Plan for the Athletic Complex is included in the 2008-2011 DRAFT Facilities Plan that will be presented to the DBOE in 4/08 and KBE in 6/08.</p> <p>➤ There was Board discussion of improvements to the Athletic Site - 12/2007</p> <p>➤ On January 14, 2008, The DBOE approved a 10-year lease agreement with the City of Danville for Troy Trumbo Field with maintenance provided by DBOE.</p> <p>➤ Girls facilities are equivalent to boys. Boys and Girls fields have lights and the facilities are well maintained by district maintenance staff. Neither the baseball nor softball facility has dressing rooms.</p>
2. UNIFORMS AND EQUIPMENT	<p>◆ Continue efforts to upgrade and replace uniforms and equipment for all sports on a cyclical basis.</p>	<p>* Ongoing</p>	<p>➤ Allocation provided by DBOE for support of "Non-revenue sports" at BMS and DHS -\$12000-DHS \$ 5000 - BMS + Allocation for Uniform Cycle</p>
3. GE/TITLE IX COMMITTEE MEMBERSHIP	<p>◆ Ensure student membership on committee.</p>	<p>* SY 2007-2008</p>	<p>➤ GE Committee has representation for all stakeholders.</p>
4. PRIME TIME GIRLS BASKETBALL GAMES	<p>◆ Schedule equitable balance of Prime Time games.</p>	<p>* Ongoing</p>	<p>➤ Sent Letter of Intent to KHSAA</p> <p>➤ 40% of girls games were in prime time in 06-07</p>
5. STUDENT INTEREST SURVEY	<p>◆ Survey students in grades 8-11 on an annual basis</p>	<p>* SY 2007-08</p>	<p>➤ Due to interest of several students/parents, DHS has a Girls Golf Team in 2007-08. Survey is being repeated for 2007-08.</p>
6. ANNUAL TITLE IX REPORTS TO KHSAA	<p>◆ Changes in survey reports, school inclusion and format of financial reports</p>	<p>* Ongoing</p>	<p>➤ 2007-08 Title IX Report draft will be reviewed with GE Committee & DBOE and then submitted to KHSAA</p> <p>KHSAA Re-visit to Danville Sch.-- Final Rpt. - 11/7/07</p> <p>A plan for girls softball field improvements has been requested by KHSAA. A written response is being sent to KHSAA by April 15, 2008.</p>

To utilize this form, indicate the intended area that needs corrective action and the suggested timetable for implementation. You may copy this form as needed. Please attach corrective action plans along with required Title IX/KHSAA forms and submit by April 15 of each year.

W. Smith 4/10/08



**2007-2008 INTERSCHOLASTIC
ATHLETICS SURVEY**
Summary of Student Responses

KHSAA
Form T63
Rev. 12/07

School Name: Donville High
 Enrollment
 (9-12 Grade): 526 (SHOULD AGREE WITH FORM T-1, COLUMN 1, ROW 3)
 Number of 9-11 Grade Students Surveyed: 319 out of 403
 Number of 8th Grade Students Surveyed: 113 out of 132
 Date: March 20, 2008
 Completed By: Christel Belcher

Instructions:

1. Summarize the Student Athletics Interest Surveys Form T-61 by listing the total number of responses on the line next to each sport.
2. Under the Other Category please provide a listing of the sports as well as the number of students who are interested in participating.
3. Please sign and date this Summary Form (T-63) and mail this Summary Form only to the KHSAA by April 15, 2008. Do not mail the student surveys (Form T-61). However, these Forms should be maintained in your files in the event they are requested subsequently.

535 Number of Surveys *SMB*
432 Total Returned (*A minimum of 80% return is expected*)
8-11 Grades Surveyed (*Should be grades 9-11 and 8th grade if school has a feeder system*)

How Was The Survey Administered? 8th gr. Advisory, 9-11th gr. 1st period class
 (e.g. was it given in all English classes, or all home rooms, or advisee/advisor?)

KHSAA Sanctioned Fall Sports (List Total Number of Participation Responses)

15 Cross Country (Girls)
20 Cross Country (Boys)
77 Football (Boys)
2 Golf (Girls)
11 Golf (Boys)
42 Soccer (Girls)
27 Soccer (Boys)
61 Volleyball (Girls)

Winter Sport (List Total Number of Participation Responses)

Form T-63
Rev. 12/07

- 33 Basketball (Girls)
- 67 Basketball (Boys)
- 10 Indoor Track (Girls)
- 12 Indoor Track (Boys)
- 25 Swimming & Diving (Girls)
- 16 Swimming & Diving (Boys)
- 33 Wrestling (Boys)

Spring Sport (List Total Number of Participation Responses)

- 37 Baseball (Boys)
- 41 Fast Pitch Softball (Girls)
- 37 Tennis (Girls)
- 15 Tennis (Boys)
- 23 Track (Girls)
- 37 Track (Boys)

Non-KHSAA Championship Sports (From Student Survey T-61 Question 10)

- 82 Archery
- 33 Field Hockey
- 68 Bowling
- 9 Gymnastics (Boys)
- 64 Gymnastics (Girls)
- 50 Ice Hockey
- 41 Lacrosse (Boys)
- 39 Lacrosse (Girls)
- 63 Rifle
- 28 Rodeo
- 14 Slow Pitch Softball
- 20 Volleyball (Boys)
- 28 Water Polo
- 66 Weightlifting

Number of Students who participate in Intramural Sports

(From Student Survey T-61 Question 5) We currently don't offer any

<u>Sport</u>	<u>Number</u>

List Intramural Sports students are interested in adding:

(From Student Survey T-61 Question 6)

Form T-63

Rev. 12/07

<u>Sport</u>	<u>Number</u>
bowling -3	rugby 4
baseball -3	track -1
softball -6	boxing -1
volleyball -13	powder puff -9
football -18	lacrosse -10
soccer -17	martial arts 3
Participation in Non-School Sports Activities	
(From Student Survey T-61 Question 7)	
	Ultimate frisbee - 4
	tennis -6
	dodgeball -1
	karate -1
	swimming -4
	polo -2
	golf -1
	basketball -20
	cheerleading -1
	soccer 17
	archery -1
	dance team -2
	cricket -1
	wrestling 4
	paintball -1

<u>Sport</u>	<u>Number</u>
Weight Lifting -1	Football -5
Golf -1	Skateboard -6
Bowling -4	4-H Sports -7
Gymnastics -5	Cycling 3
Kickboxing -1	Basketball -16
Tennis -1	Baseball -13
	Ultimate Frisbee -3
	Boxing -4
	Soccer -28
	Volleyball -4
	Cheer / Dance -6
	Swimming -9
	Softball -7
	Martial Arts -1
	Paintball -1
	Lacrosse -1
	Windsurfing -1
	Archery -1


Reasons for not participating in interscholastic athletics

(From Survey Question 8)

- 45 I prefer other activities such as band, chorus, etc.
- 64 I don't have time
- 21 The practice schedules and game times are inconvenient
- 25 The sport I like isn't offered
- 15 It's too expensive
- 14 I prefer to participate in club or intramural sports
- 16 Working
- 43 Other: don't like sports; don't want to; too embarrassed; hate sports; pregnant; select soccer; need a ride; aspiring artist, health, Aunt won't let try out; lazy, never know when, skater, play guitar

Student Suggestions to encourage participation

Cheaper; better schedules; give free stuff; invest evenly in all sports; better uniforms; better crowds; advertise more; no afterschool practice; coaches come to kids; offer intramurals; benefits for students who participate; more sports; less practices; pep rallies; advertise; announce; posters; tell about sign-ups; vary schedules


Principal's Signature

April 10, 2008
Date